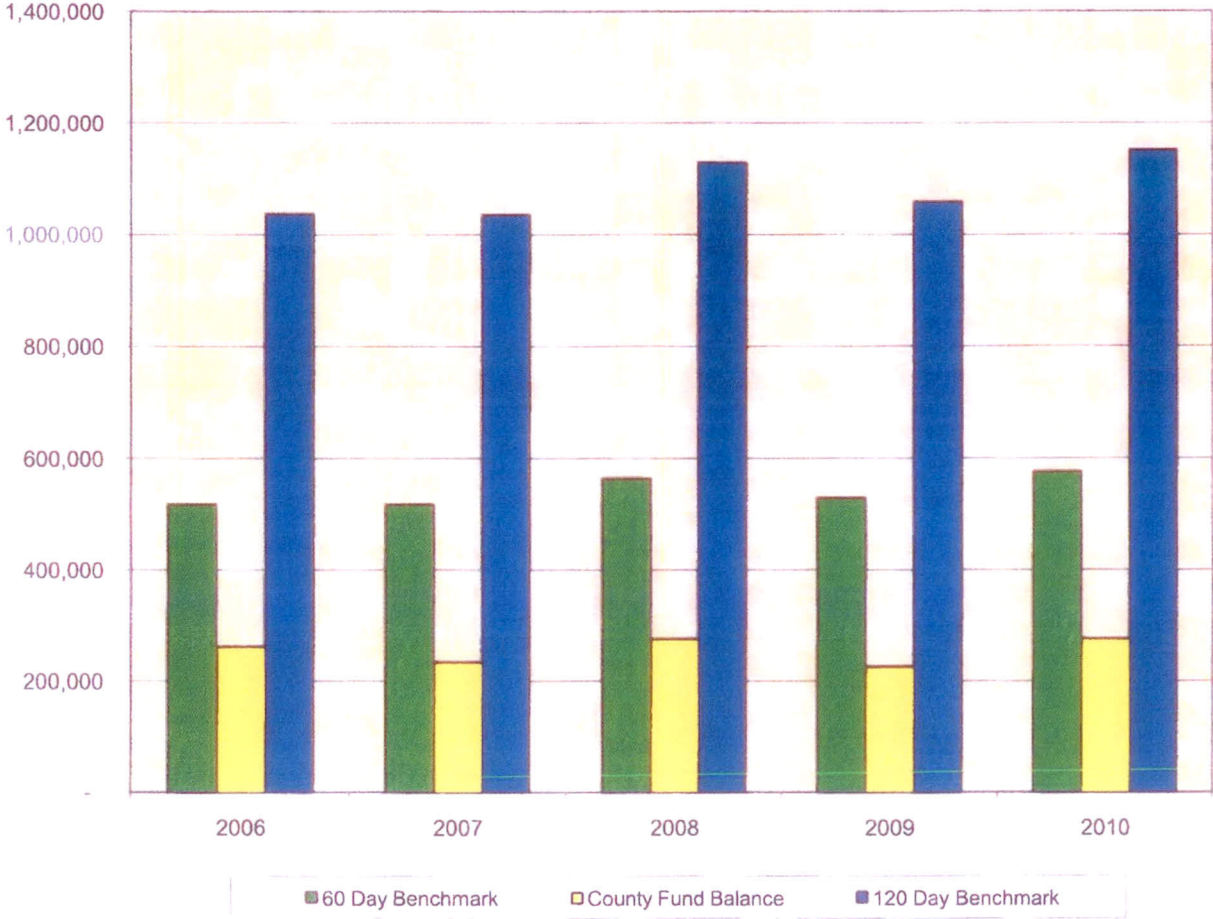
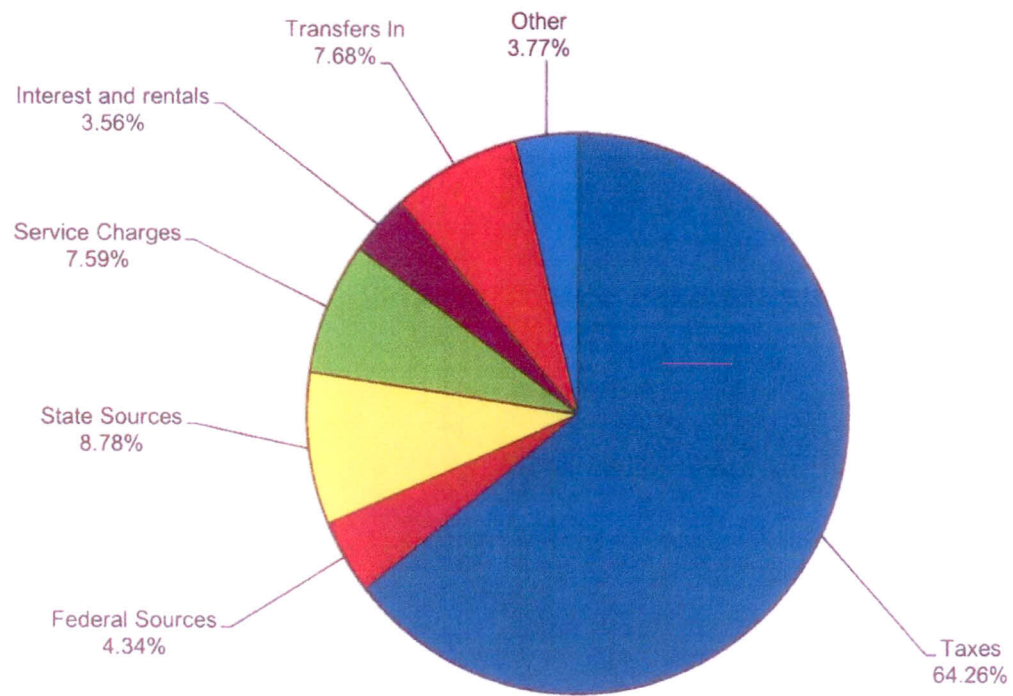


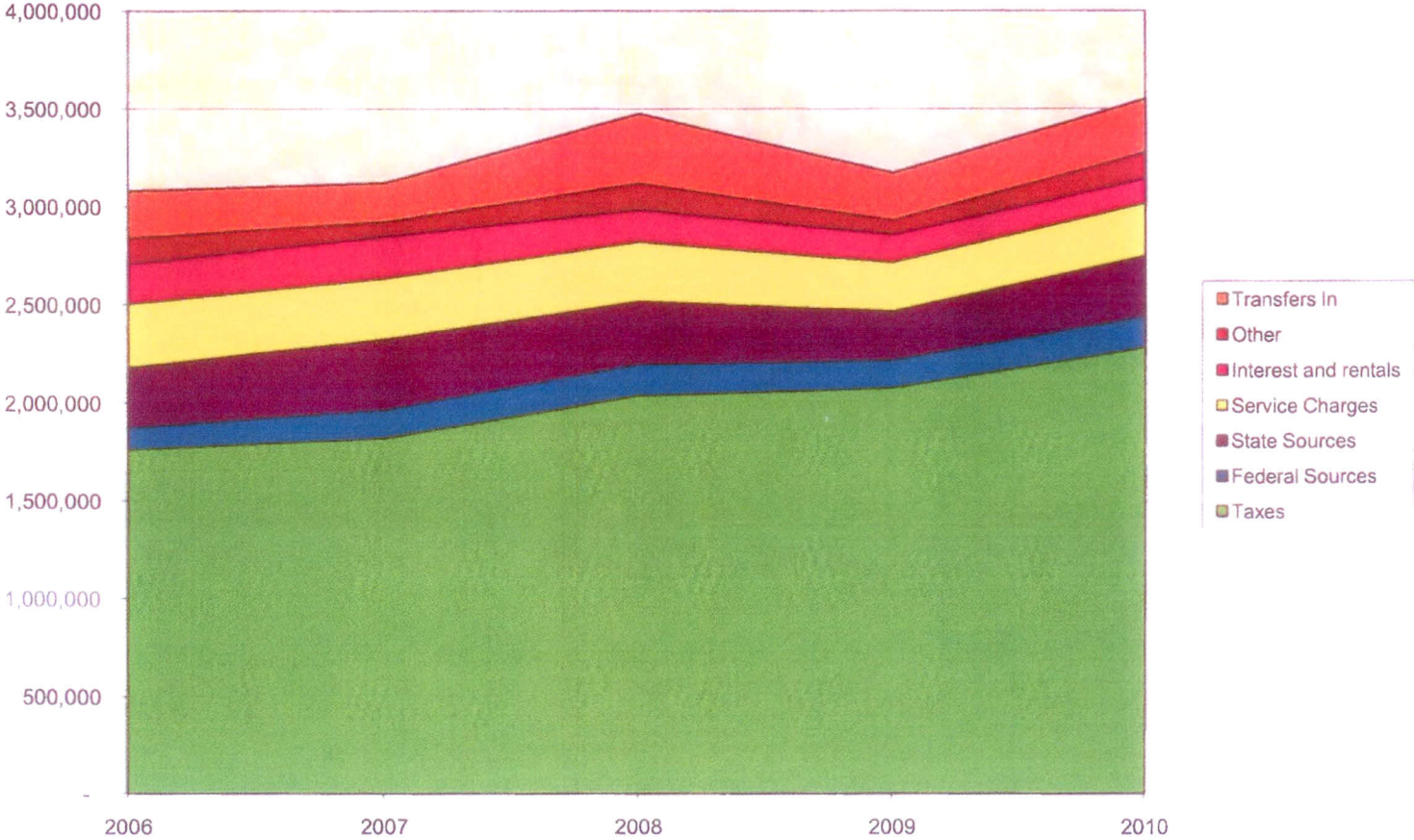
# Alger County General Fund - Fund Balance



## Alger County General Fund Revenues

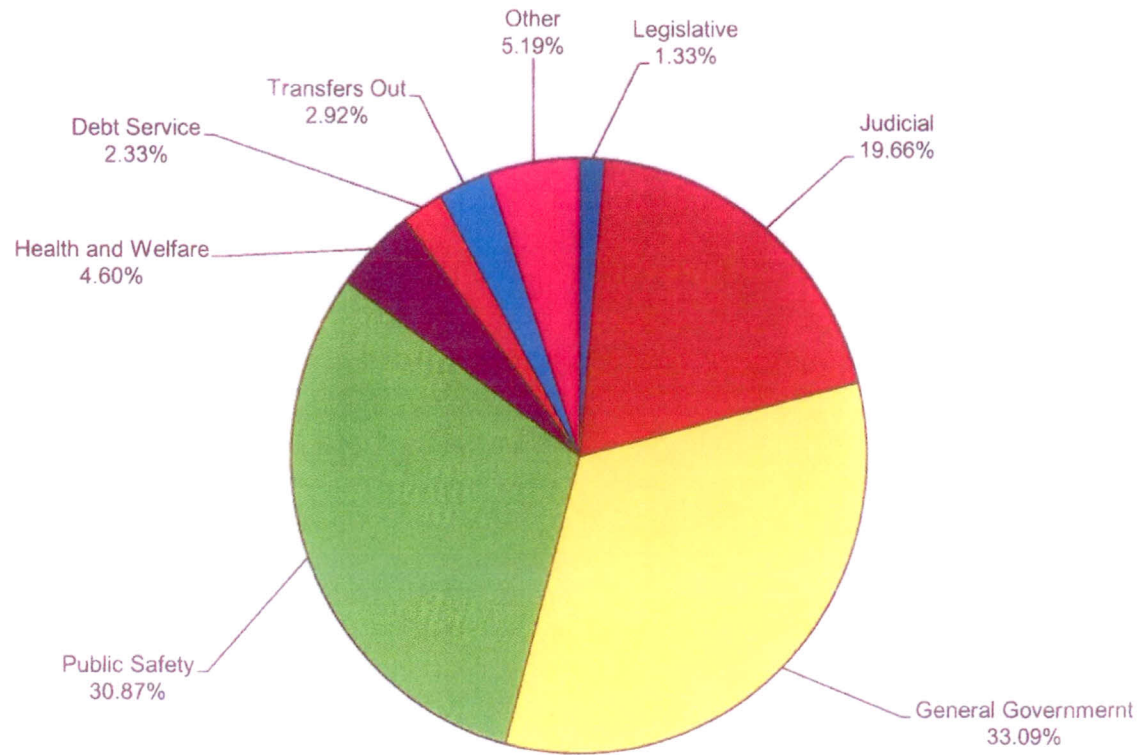


# Alger County General Fund Revenues

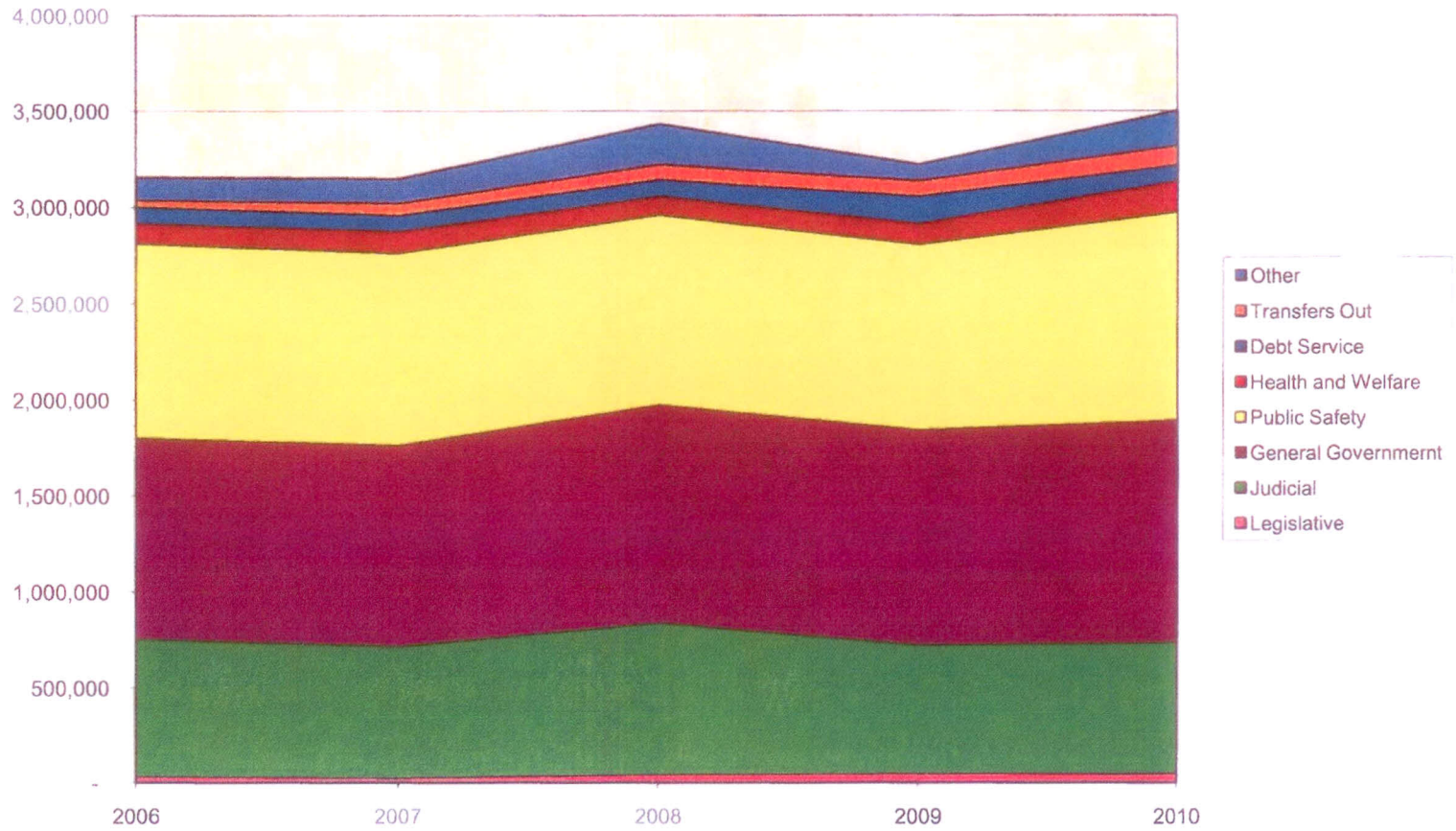


Graph 3

## Alger County General Fund Expenditures



## Alger County General Fund Expenditures



Graph 5

Alger County  
Graph Data Sheet

	2006	2007	2008	2009	2010
60 Day Benchmark	518,650	517,827	564,569	529,696	575,683
County Fund Balance	262,088	234,263	275,214	226,697	276,125
120 Day Benchmark	1,037,301	1,035,654	1,129,137	1,059,393	1,151,366
Average # of Days	31	27	29	26	28

General Fund Revenues:

Taxes	1,762,724	1,822,935	2,039,438	2,077,662	2,282,353
Federal Sources	111,525	143,908	157,482	141,183	154,226
State Sources	307,927	358,247	320,495	248,525	311,944
Service Charges	323,321	310,207	303,998	249,986	269,722
Interest and rentals	203,788	215,402	164,648	141,940	126,492
Transfers In	239,115	197,769	354,806	241,906	272,713
Other	131,684	73,820	134,543	72,600	134,051
	<u>3,080,084</u>	<u>3,122,288</u>	<u>3,475,410</u>	<u>3,173,802</u>	<u>3,551,501</u>

General Fund Expenditures:

Legislative	32,526	26,391	42,863	46,831	46,738
Judicial	721,460	691,809	796,304	675,783	688,664
General Government	1,048,037	1,046,573	1,137,312	1,122,281	1,158,777
Public Safety	1,011,427	1,000,074	985,938	963,614	1,081,236
Health and Welfare	103,678	112,055	96,070	108,234	161,061
Debt Service	83,735	82,073	85,291	139,593	81,491
Transfers Out	36,000	64,168	81,019	82,592	102,428
Other	118,260	126,970	209,662	83,391	181,678
	<u>3,155,123</u>	<u>3,150,113</u>	<u>3,434,459</u>	<u>3,222,319</u>	<u>3,502,073</u>