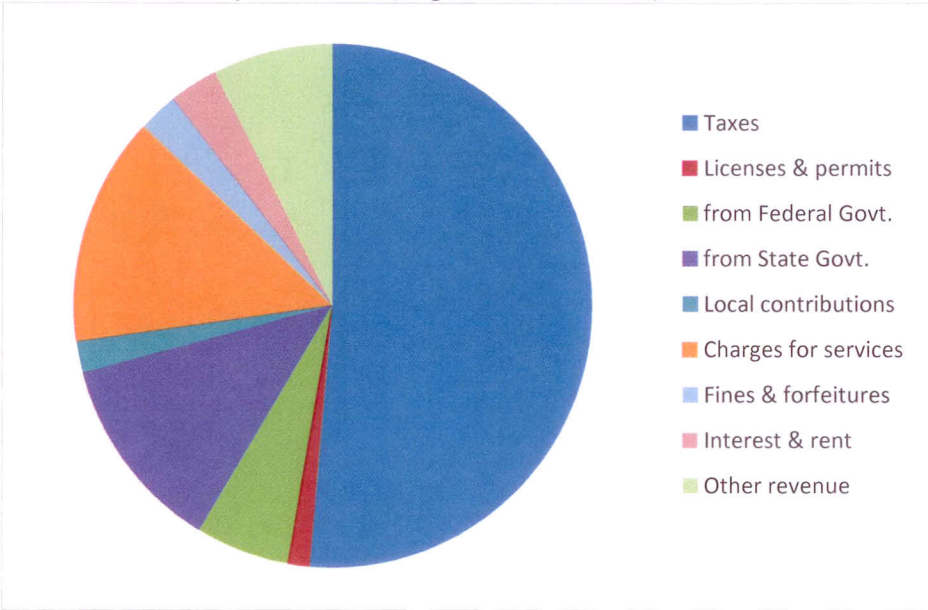


CITIZENS' GUIDE TO COUNTY FINANCES - ALGER COUNTY

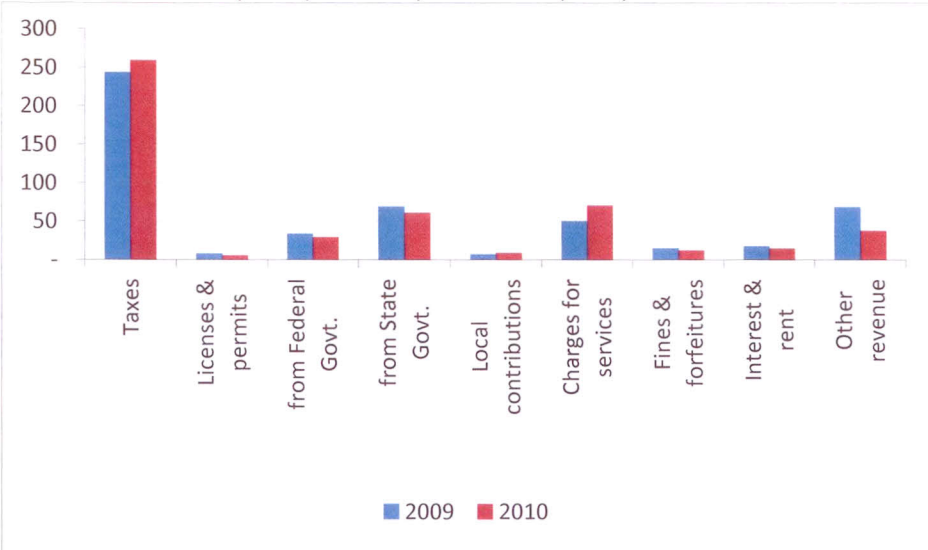
1. Where our money comes from (all governmental funds)



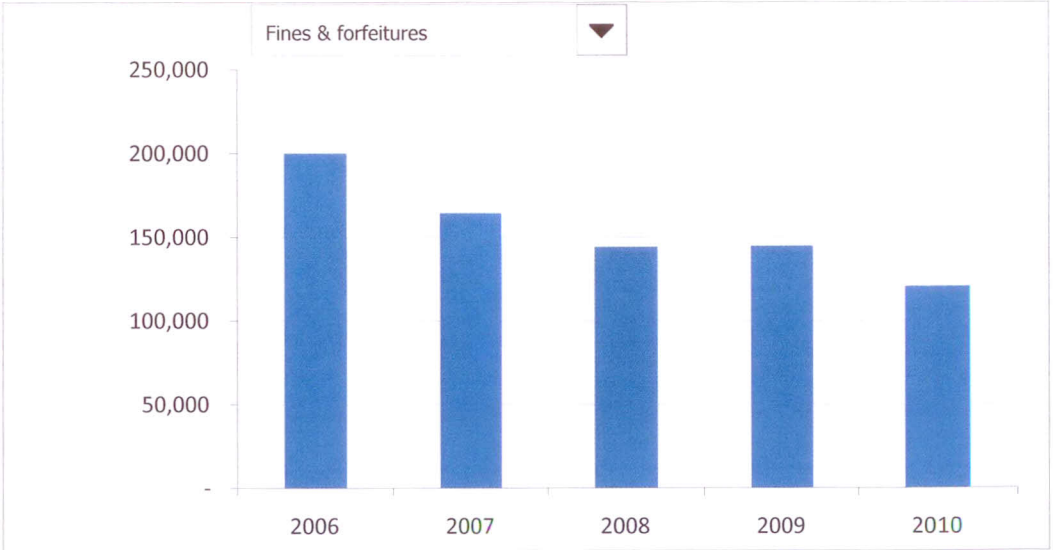
2. Compared to the prior year

	2009	2010	% change
Taxes	\$ 2,267,423	\$ 2,411,506	6%
Licenses & permits	78,701	59,894	-24%
from Federal Govt.	318,987	279,277	-12%
from State Govt.	646,042	572,426	-11%
Local contributions	68,412	87,647	28%
Charges for services	474,392	664,508	40%
Fines & forfeitures	144,761	120,511	(0)
Interest & rent	165,431	142,096	(0)
Other revenue	640,314	356,656	-44%
Total	\$ 4,804,463	\$ 4,694,521	-2%

3. Revenue sources per capita - compared to the prior year



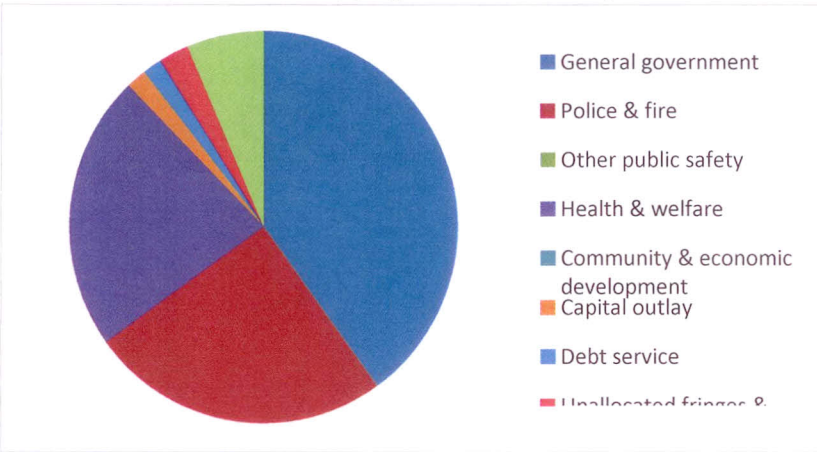
4. Historical trends of individual sources



For more information on our unit's finances, contact Pamela Johnson, Alger County Treasurer at (906) 387-4535

CITIZENS' GUIDE TO COUNTY FINANCES - ALGER COUNTY

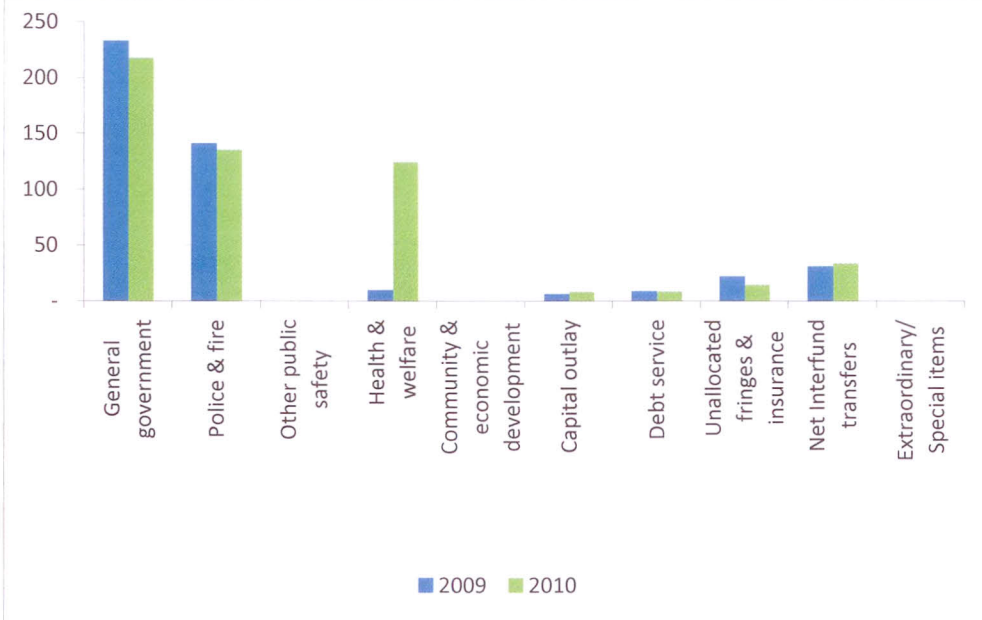
1. Where we spend our money (all governmental funds)



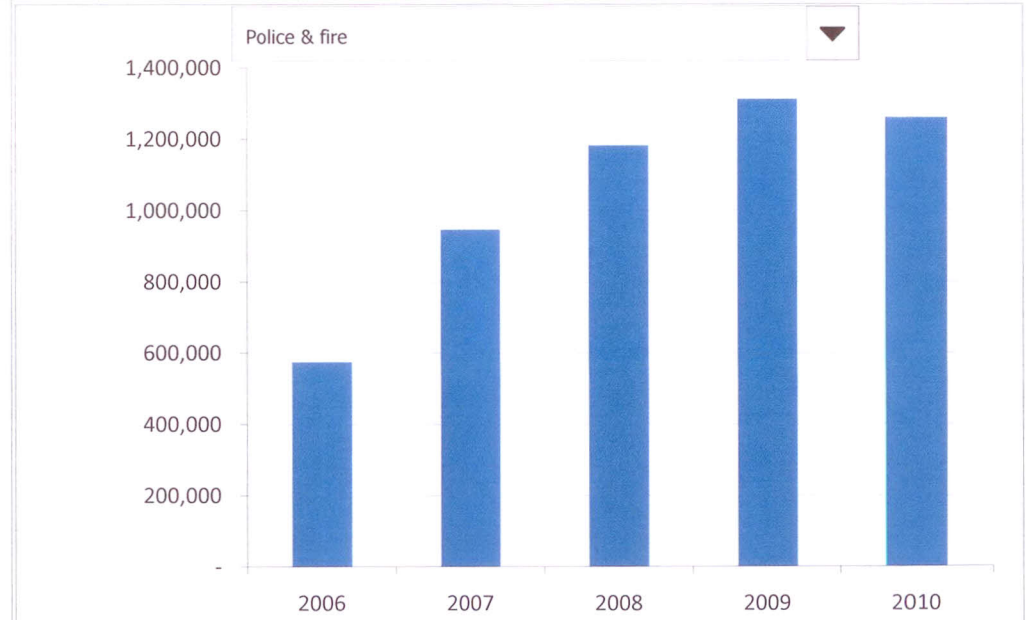
2. Compared to the prior year

	2009	2010	% change
General government	\$ 2,167,460	\$ 2,025,308	-7%
Police & fire	1,311,936	1,260,090	-4%
Other public safety	-	-	n/a
Roads	-	-	n/a
Other public works	-	-	n/a
Health & welfare	93,298	1,156,881	1140%
Community & economic development	-	-	n/a
Recreation & culture	-	-	n/a
Capital outlay	60,901	81,079	33%
Debt service	85,291	83,391	-2%
Interfund transfers (net)	290,535	316,871	9%
total expenditures	\$ 4,009,421	\$ 4,923,620	23%

3. Spending per capita - compared to the prior year



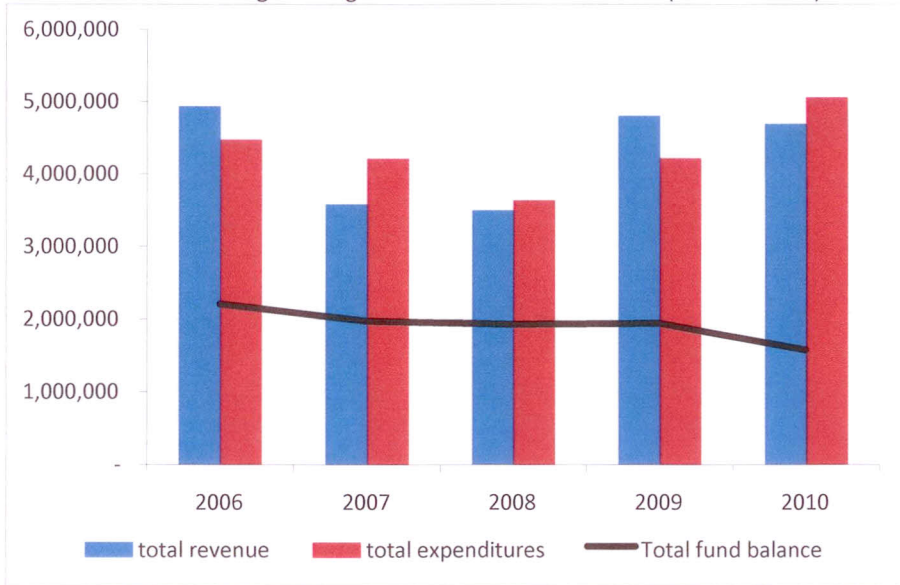
4. Historical trends of individual departments:



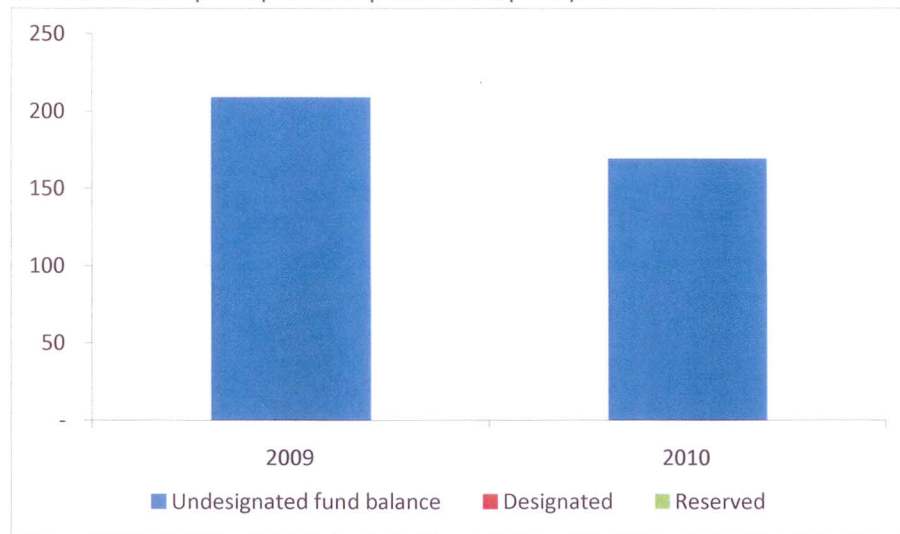
For more information on our unit's finances, contact Pamela Johnson, Alger County Treasurer at (906) 387-4535

CITIZENS' GUIDE TO COUNTY FINANCES - ALGER COUNTY

1. How have we managed our governmental fund resources (fund balance)?



3. Fund balance per capita - compared to the prior year

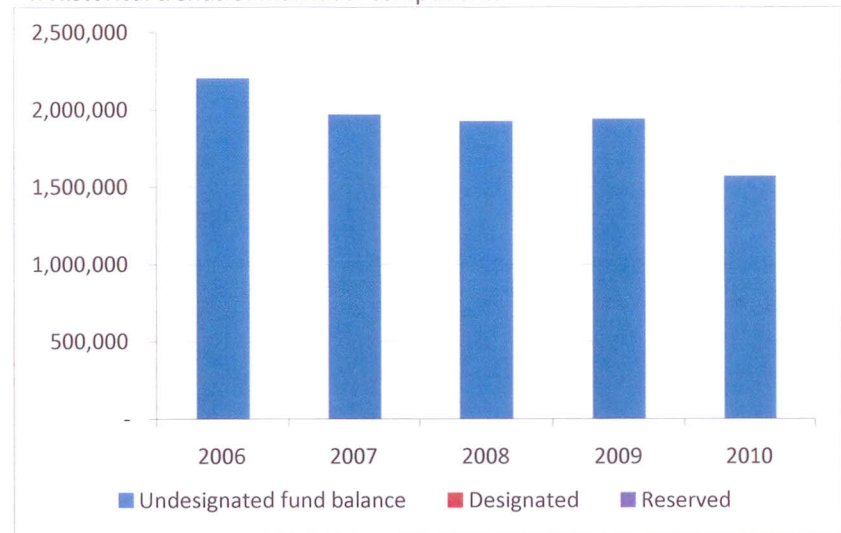


2. Compared to the prior year?

FINANCIAL POSITION

	2009	2010	% change
Revenue	4,804,463	4,694,521	-2%
Expenditures	4,219,083	5,063,213	20%
Surplus (shortfall)	585,380	(368,692)	-163%
Fund balance, by component:			
Reserved	-	-	#DIV/0!
Designated	-	-	#DIV/0!
Undesignated	1,942,568	1,573,876	-19%
total fund balance	1,942,568	1,573,876	-19%

4. Historical trends of individual components



Commentary:

CITIZENS' GUIDE TO COUNTY FINANCES - ALGER COUNTY

[Date Input Page](#)

Per capita information

	<u>2006</u>	<u>2007</u>	<u>2008</u>	<u>2009</u>	<u>2010</u>	<u>2009</u>	<u>2010</u>
Stmt. Of Rev & Exp - All governmental funds							
Revenue							
Taxes	1,979,239	1,435,958	1,500,842	2,267,423	2,411,506	244	260
Licenses & permits	90,591	108,760	74,645	78,701	59,894	8	6
from Federal Govt.	374,758	290,851	242,836	318,987	279,277	34	30
from State Govt.	1,028,260	673,103	738,964	646,042	572,426	70	62
Local contributions	148,784	79,708	75,872	68,412	87,647	7	9
Charges for services	505,479	219,765	220,778	474,392	664,508	51	72
Fines & forfeitures	200,138	164,518	144,131	144,761	120,511	16	13
Interest & rent	167,721	215,729	216,719	165,431	142,096	18	15
Other revenue	442,416	395,932	284,119	640,314	356,656	69	38
total revenue	4,937,386	3,584,324	3,498,906	4,804,463	4,694,521	517	506
Expenditures							
General government	1,763,943	1,996,112	1,954,998	2,167,460	2,025,308	233	218
Police & fire	574,964	946,121	1,182,019	1,311,936	1,260,090	141	136
Other public safety	246,413	237,420	-	-	-	-	-
Health & welfare	470,547	140,412	151,719	93,298	1,156,881	10	125
Community & economic developm	147,886	101,531	-	-	-	-	-
Capital outlay	-	-	80,722	60,901	81,079	7	9
Debt service	80,278	83,735	82,073	85,291	83,391	9	9
Unallocated fringes & insurance	990,589	78,561	126,970	209,662	139,593	23	15
Net Interfund transfers	202,256	633,369	64,168	290,535	316,871	31	34
Extraordinary/ Special items						-	-
total expenditures	4,476,876	4,217,261	3,642,669	4,219,083	5,063,213	454	545
Surplus (shortfall)	460,510	(632,937)	(143,763)	585,380	(368,692)	63	(40)

Please
"hide"
any rows
that are
not being
used .

Financial position - All governmental funds

"Hide"
unused
rows

Undesignated fund balance	2,205,268	1,972,132	1,929,315	1,942,568	1,573,876	209	169
Designated	-	-	-	-	-	-	-
Reserved	1,412	-	-	-	-	-	-
Total fund balance	2,206,680	1,972,132	1,929,315	1,942,568	1,573,876	209	169
Calculated - Unreserved fund bal:	2,205,268	1,972,132	1,929,315	1,942,568	1,573,876	209	169

Date Input Page

2006

2007

2008

2009

2010

2009

2010

Population information

9,665

9,612

9,438

9,286

9,286